

Safety



Peace

Attitude

Respect

Kindness

Kindergarten

Name : _____

Safety

Color.



I am going feet first down the slide.

Glue your safety
SPARK here :

SAFETY

Name: _____

Grade: _____ Div. _____

Safety:

- walking in hallway
- following playground rules
- keeping hands to self

Peace:

- waiting for turn
- allowing others to work

Attitude:

- ready to work
- listening to adult
- completing work
- using time wisely

Respect:

- following directions
- being polite to others
- picking up after self

Kindness:

- showing manners
- being a friend
- helping others

Staff Initial: _____

Parent Initial: _____

P

Peace

Color.



I am looking at books quietly.

Glue your peace
SPARK here :



Name: _____

Grade: _____ Div. _____

Safety:

- walking in hallway
- following playground rules
- keeping hands to self

□ _____

Peace:

- waiting for turn
- allowing others to work

□ _____

Attitude:

- ready to work
- listening to adult
- completing work
- using time wisely

□ _____

Respect:

- following directions
- being polite to others
- picking up after self

□ _____

Kindness:

- showing manners
- being a friend
- helping others

□ _____

Staff Initial: _____

Parent Initial: _____

A

ttitude

Color.



I am getting my work done.

Glue your attitude

SPARK here :



Name: _____

Grade: _____ Div. _____

Safety:

- walking in hallway
- following playground rules
- keeping hands to self

Peace:

- waiting for turn
- allowing others to work

Attitude:

- ready to work
- listening to adult
- completing work
- using time wisely

Respect:

- following directions
- being polite to others
- picking up after self

Kindness:


- showing manners
- being a friend
- helping others

Staff Initial: _____

Parent Initial: _____

Respect

Color.



I am doing what the adult tells me.

Glue your respect
SPARK here :



Name: _____

Grade: _____ Div. _____

Safety:

- walking in hallway
- following playground rules
- keeping hands to self

Peace:

- waiting for turn
- allowing others to work

Attitude:

- ready to work
- listening to adult
- completing work
- using time wisely

Respect:

- following directions
- being polite to others
- picking up after self

Kindness:


- showing manners
- being a friend
- helping others

Staff Initial: _____

Parent Initial: _____

Kindness

Finish the picture to look like you.



Please
Thank you
Excuse me

I am using my manners.

Glue your kindness
SPARK here :



Name: _____
Grade: _____ Div. _____

Safety:
 walking in hallway
 following playground rules
 keeping hands to self

Peace:
 waiting for turn
 allowing others to work

Attitude:
 ready to work
 listening to adult
 completing work
 using time wisely

Respect:
 following directions
 being polite to others
 picking up after self

Kindness:
 showing manners
 being a friend
 helping others

Staff Initial: _____
Parent Initial: _____



Safety

Peace

Attitude

Respect



Kindness

grade 1/2

Name: _____

Safety

Help the students walk through the halls of the school



Glue your safety
SPARK here :



Name: _____

Grade: _____ Div. _____

Safety:

- walking in hallway
- following playground rules
- keeping hands to self
- _____

Peace:

- waiting for turn
- allowing others to work

Attitude:

- ready to work
- listening to adult
- completing work
- using time wisely

Respect:

- following directions
- being polite to others
- picking up after self

Kindness:

- showing manners
- being a friend
- helping others

Staff Initial: _____

Parent Initial: _____

Peace

Complete the wordsearch.

quiet
friends

share
care

calm
together

f	r	i	e	n	d	s	e
o	j	r	g	n	c	q	o
z	i	b	l	j	p	u	i
d	v	t	w	k	d	i	v
z	c	a	l	m	c	e	u
w	t	x	c	z	a	t	c
q	s	h	a	r	e	z	a
t	o	g	e	t	h	e	r
g	o	z	w	r	i	h	e
s	h	e	e	n	o	b	n

Glue your peace
SPARK here :



Name: _____

Grade: _____ Div. _____

Safety:

- walking in hallway
- following playground rules
- keeping hands to self

Peace:

- waiting for turn
- allowing others to work

Attitude:

- ready to work
- listening to adult
- completing work
- using time wisely

Respect:

- following directions
- being polite to others
- picking up after self

Kindness:

- showing manners
- being a friend
- helping others

Staff Initial: _____


Parent Initial: _____

Attitude

Glue your attitude
SPARK here :

Color by number.

1=brown 2=red 3=blue 4=yellow 5=green



I am working nicely with other students.



Name: _____
Grade: _____ Div. _____

Safety:
 walking in hallway
 following playground rules
 keeping hands to self

Peace:
 waiting for turn
 allowing others to work

Attitude:
 ready to work
 listening to adult
 completing work
 using time wisely

Respect:
 following directions
 being polite to others
 picking up after self

Kindness:
 showing manners
 being a friend
 helping others

Staff Initial: _____
Parent Initial: _____

Respect

Finish the picture. Draw and color.



I am using my hand before I speak.

Glue your respect
SPARK here :



Name: _____

Grade: _____ Div. _____

Safety:

- walking in hallway
- following playground rules
- keeping hands to self

□ _____

Peace:

- waiting for turn
- allowing others to work

□ _____

Attitude:

- ready to work
- listening to adult
- completing work
- using time wisely

□ _____

Respect:

- following directions
- being polite to others
- picking up after self

□ _____

Kindness:

- showing manners
- being a friend
- helping others

□ _____

Staff Initial: _____

Parent Initial: _____

Kindness

Draw a picture of yourself.

Please
Thank you
Excuse me

I am using my manners.

Glue your kindness
SPARK here :



Name: _____

Grade: _____ Div. _____

Safety:

- walking in hallway
- following playground rules
- keeping hands to self

Peace:

- waiting for turn
- allowing others to work

Attitude:

- ready to work
- listening to adult
- completing work
- using time wisely

Respect:

- following directions
- being polite to others
- picking up after self

Kindness:

- showing manners
- being a friend
- helping others

Staff Initial: _____

Parent Initial: _____



Safety

Peace

Attitude

Respect


Kindness

grade 3/4

Name: _____

Safety

Complete the crossword puzzle.



Across

- This is how you move in the school.
- You follow these when playing games like soccer.
- You need to walk on the _____ hand side of the hall.
- Keep your hands and _____ to yourself.
- It is not safe to play _____ on the playground equipment.

Down

- If a ball goes over the fence you will get help from an _____.
- You may go feet first only down this.
- Remember to _____ up things like sweaters and backpacks.

Glue your safety
SPARK here :



Name: _____

Grade: _____ Div. _____

Safety:

- walking in hallway
- following playground rules
- keeping hands to self
- _____

Peace:

- waiting for turn
- allowing others to work
- _____

Attitude:

- ready to work
- listening to adult
- completing work
- using time wisely
- _____

Respect:

- following directions
- being polite to others
- picking up after self
- _____

Kindness:

- showing manners
- being a friend
- helping others
- _____

Staff Initial: _____

Parent Initial: _____

Peace

How many new words can you make from these phrases

Put your hand up and wait for your turn.

Allow others to get their work done.

Glue your peace
SPARK here :



Name: _____

Grade: _____ Div. _____

Safety:

- walking in hallway
- following playground rules
- keeping hands to self

□ _____

Peace:

- waiting for turn
- allowing others to work

□ _____

Attitude:

- ready to work
- listening to adult
- completing work
- using time wisely

□ _____

Respect:

- following directions
- being polite to others
- picking up after self

□ _____

Kindness:

- showing manners
- being a friend
- helping others

□ _____

Staff Initial: _____

Parent Initial: _____

Attitude

Glue your attitude
SPARK here :

Unscramble the phrases.

1. Do your _____ . s t e b
2. _____ on your work. c f o s u
3. Be _____ . n s o e h t
4. _____ before you act. k h t n i
5. Try, try _____ . n a a g i
6. _____ to adults. i s t l n e
7. Keep a _____ attitude. o i i p s v t e



Name: _____
Grade: _____ Div. _____

Safety:

- walking in hallway
- following playground rules
- keeping hands to self

Peace:

- waiting for turn
- allowing others to work

Attitude:

- ready to work
- listening to adult
- completing work
- using time wisely

Respect:

- following directions
- being polite to others
- picking up after self

Kindness:

- showing manners
- being a friend
- helping others

Staff Initial: _____

Parent Initial: _____

Respect

Is it respect for yourself (y), others (o) or the school (s)?

1. You put your garbage in the garbage can. _____

2. You ask before borrowing another student's scissors. _____

3. You wipe your shoes on the mat before coming into the school. _____

4. You keep a good attitude even though you made a mistake. _____

5. You hold the door open for someone. _____

6. You move out of the way of adults in the hall. _____

Glue your respect
SPARK here :



Name: _____
Grade: _____ Div. _____

Safety:
 walking in hallway
 following playground rules
 keeping hands to self

Peace:
 waiting for turn
 allowing others to work

Attitude:
 ready to work
 listening to adult
 completing work
 using time wisely

Respect:
 following directions
 being polite to others
 picking up after self

Kindness:
 showing manners
 being a friend
 helping others

Staff Initial: _____

Parent Initial: _____

Kindness

Glue your kindness

SPARK here :

Complete the wordsearch.

helpful caring share please
thank you polite smile
patience nice words excuse me

e j m m b x p z p t
n s k m o d o w a c
s i a u o n l x t h
x j c e j b i d i e
g k e e l i t r e l
e n r x w p e w n p
r l i h c o s q c f
a a i r f u r w e u
h g v m a o s d t l
s k x g s c t e s o
u a i r a x u y m w
s o m c m a p h p e



Name: _____

Grade: _____ Div. _____

Safety:

- walking in hallway
- following playground rules
- keeping hands to self

Peace:

- waiting for turn
- allowing others to work

Attitude:

- ready to work
- listening to adult
- completing work
- using time wisely

Respect:

- following directions
- being polite to others
- picking up after self

Kindness:

- showing manners
- being a friend
- helping others

Staff Initial: _____

Parent Initial: _____

Safety



Peace

Attitude

Respect

Kindness

grade 5/6

Name: _____

Safety

Quiz Yourself.

1 2 3 4
never sometimes most often always

1. I keep my hands and feet to myself. _____
2. I follow the rules when playing games like soccer. _____
3. I walk in the school. _____
4. I stay on the school grounds during school hours. _____
5. I hang up my coats, sweaters, and backpacks in the cloakroom _____
6. I walk on the right-hand side of the hall. _____

score : _____

24 = outstanding safety

18-23 = great job

12-17 = think safety

less than 12 = review safety rules

Glue your safety

SPARK here :



Name: _____

Grade: _____ Div. _____

Safety:

- walking in hallway
- following playground rules
- keeping hands to self
- _____

Peace:

- waiting for turn
- allowing others to work
- _____

Attitude:

- ready to work
- listening to adult
- completing work
- using time wisely
- _____

Respect:

- following directions
- being polite to others
- picking up after self
- _____

Kindness:


- showing manners
- being a friend
- helping others
- _____

Staff Initial: _____

Parent Initial: _____

Peace

Draw or write what peace means to you.



Glue your peace
SPARK here :



Name: _____

Grade: _____ Div. _____

Safety:

- walking in hallway
- following playground rules
- keeping hands to self

Peace:

- waiting for turn
- allowing others to work

Attitude:

- ready to work
- listening to adults
- completing work
- using time wisely

Respect:

- following directions
- being polite to others
- picking up after self

Kindness:

- showing manner
- being a friend
- helping others

Staff Initial: _____

Parent Initial: _____

Attitude

Glue your attitude

SPARK here :

Complete the wordsearch.

cooperation fairness polite confident
 thoughtful obedience enthusiasm hardworking

t	g	a	c	i	o	f	x	p	r
t	n	q	o	p	b	c	m	i	l
h	i	z	o	m	e	r	v	t	c
o	k	e	p	l	d	t	c	w	m
u	r	t	e	a	i	o	o	p	s
g	o	i	r	g	e	f	n	o	a
h	w	l	a	k	n	a	f	j	i
t	d	o	t	o	c	i	i	x	s
f	r	p	i	p	e	r	d	i	u
u	a	e	o	e	n	n	e	i	h
l	h	o	n	b	p	e	n	t	t
h	c	v	n	t	s	s	t	v	n
q	j	d	a	g	f	s	o	t	e
y	v	u	a	z	j	x	s	a	i
o	b	b	i	d	k	x	o	o	e



Name: _____
 Grade: _____ Div. _____

Safety:

- walking in hallway
- following playground rules
- keeping hands to self

Peace:

- waiting for turn
- allowing others to work

Attitude:

- ready to work
- listening to adult
- completing work
- using time wisely

Respect:

- following directions
- being polite to others
- picking up after self

Kindness:

- showing manners
- being a friend
- helping others

Staff Initial: _____

Parent Initial: _____

Respect

How many new words can you make from these phrases.

1. Respect yourself.

2. Respect others.

3. Respect the school.

Glue your respect

SPARK here :



Name: _____

Grade: _____ Div. _____

Safety:

- walking in hallway
- following playground rules
- keeping hands to self

Peace:

- waiting for turn
- allowing others to work

Attitude:

- ready to work
- listening to adult
- completing work
- using time wisely

Respect:

- following directions
- being polite to others
- picking up after self

Kindness:

- showing manners
- being a friend
- helping others

Staff Initial: _____

Parent Initial: _____

Kindness

Unscramble the kindness words.

1. _____

mlise

2. _____

icrang

3. _____

mpeayth

4. _____

snamenr

5. _____

lirfyden

6. c _____

mmitposnel

Glue your kindness
SPARK here :



Name: _____

Grade: _____ Div. _____

Safety:

- walking in hallway
- following playground rules
- keeping hands to self

Peace:

- waiting for turn
- allowing others to work

Attitude:

- ready to work
- listening to adult
- completing work
- using time wisely

Respect:

- following directions
- being polite to others
- picking up after self

Kindness:

- showing manners
- being a friend
- helping others

Staff Initial: _____

Parent Initial: _____